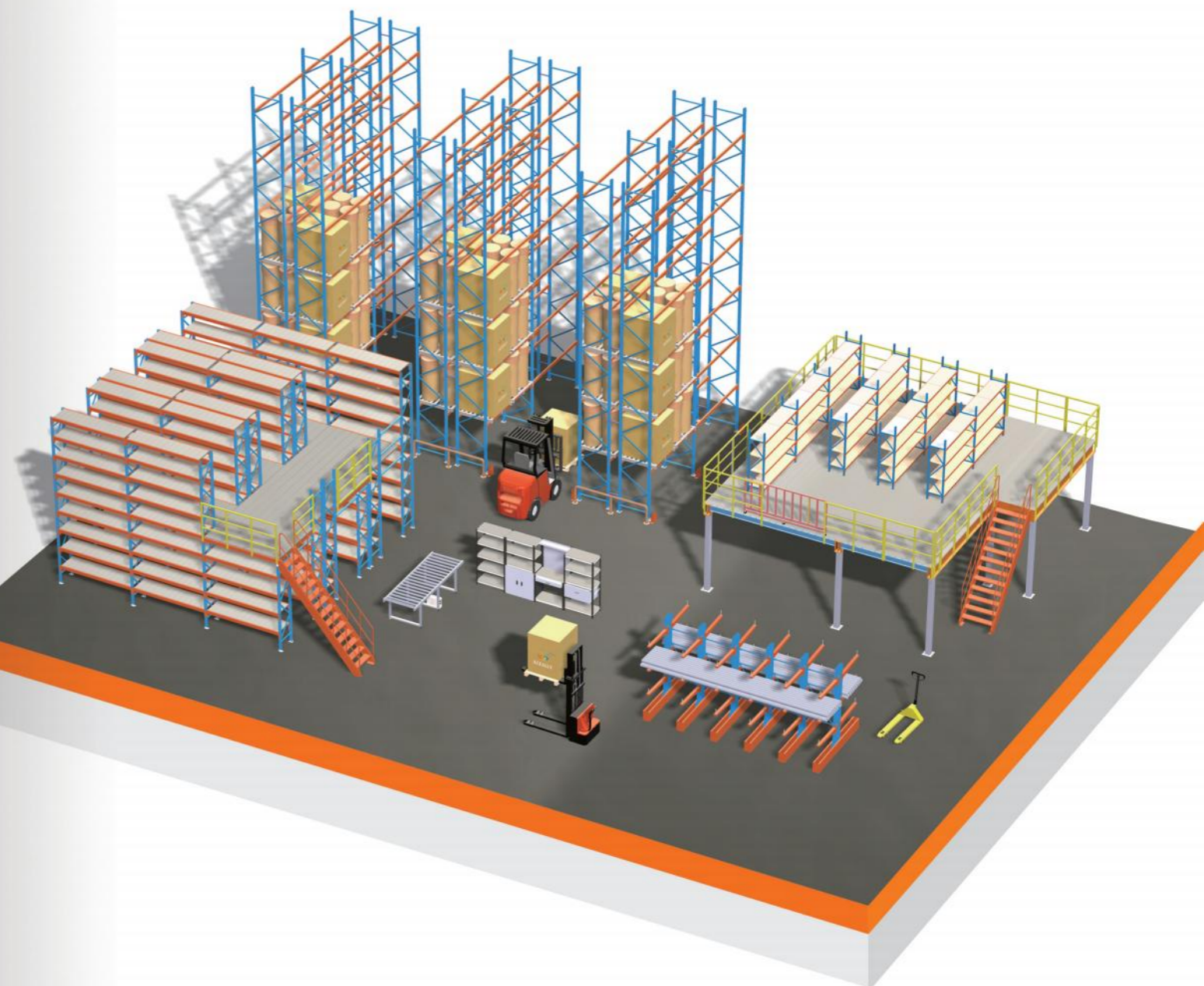


# Racking Industry Top 5

Professional Free Design & Swift Service



Sino-British Joint Venture

Aceally (International) Group Co.,Ltd  
Aceally (Nanjing) Logistics Equipment Co.,Ltd.  
Aceally (Xiamen) Technology Co.,Ltd.  
Aceally (Nantong) Logistics Equipment Co.,Ltd.  
Aceally (Kunshan) Logistics Equipment Co.,Ltd.

HQ: Unit 1003, No. 625 Sishui Road, Huli District, Xiamen, Fujian, China

Tel: 86 592 5723047/5723060/5723098

Fax: 86 592 5723090

Email: info@aceallygroup.com

Website: www.aceshelving.com

www.sinoracking.com

www.acerackingsystem.com



Scan to Mobile Web

Gold Supplier <http://aceallyxm.en.alibaba.com>



Leader of Intelligent Space

# ACEALLY HEADQUARTER



## ACEALLY GROUP

## Contents | 目录

Company History

Company Profile

Corporate Culture

### Product Series

Selective Pallet Racking	1-4
Teardrop Pallet Racking	5-6
Drive-in Pallet Racking	7-8
Very Narrow Aisle Pallet Racking ( VNA )	9
Push Back Pallet Racking	10
Radio Shuttle Racking	11-12
Double Deep Pallet Racking	13
Carton Live Storage	14
Cantilever Racking	15
Pallet Live Storage Racking	16
Mezzanine Floor	17
Steel Platform	18
Long Span Shelving	19-22
Boltless Rivet Shelving	23-24
Angle Steel Shelving	25-36
Supermarket Shelving	27-28
Mobile Shelving	29-30
Wire Mesh Decking	31-32
Wire Container	33-34
Transportation Cart	35
Modular Wire Shelving	36
Transport Equipments	37-40
Dock Leveler	41
Mobile Dock Ramp	42
Steel Lockers	43
Tool Cabinet	44
Workbench	45
Pallet	46
Steel Pallet Box	47
Racking Accessories	48

Company Style




“With over 20 years of experience, we’re the Material Handling Experts you can trust. Aceally is clearly your best supplier and cooperater!”

-----Victor Wong, CEO

- Formor employee of world's Top 500 enterprises Linde
- Honorary chairman of Amoy E-commerce chamber
- Representative of people's Congress
- Vice-Chairman of Nanjing logistics association
- Assesser of Intermediate people's court

## Racking Industry Top 5

Professional Free Design & Swift Service



Sino-British Joint Venture

# COMPANY HISTORY

Ace company was founded in 1935 in England, which was one of the earliest modern warehouse builders. Its business range includes metal industrial products, industrial building products, components of trains and ships and other industrial products.

During 1970 ~ 1980s, Ace Steel cooperate closely with several European materials handling enterprises, especially Linde. Meanwhile, it had become an important supplier in local shelves industry.

In the mid- 90s , due to the rising of labor costs in Europe and the U.S. and China 's reform and opening up policy , Ace Steel adjusted its development direction timely. It sought to open new factory in Asia, and set up Ace (international) Group co.,ltd in Hong Kong as its holding company in Asia.

In 1998, thanks to the introduction of executive in Linde (China) Forklift Truck Corp., Ltd. ACE CEO Alec got acquainted with Victor Wong.

1999

Xiamen Togen Logistics Equipment Co.,Ltd.



2005

Aceally (International) Group Co.,Ltd.



1935

Ace Steel Fabrication Co.,Ltd.



## COMPANY AFFILIATIONS

- ❖ Xiamen Honest & Reliable Enterprise
- ❖ Vice-chairman of China Federation of Logistics & Purchasing
- ❖ Vice-chairman of Nanjing Logistics Association
- ❖ Vice-chairman of Xiamen International Chamber of Commerce
- ❖ President of Xiamen E-commerce Chamber
- ❖ Director of Xiamen University School of Management EDP
- ❖ Vice-chairman of Buddhist Club of Xiamen University

2009

Aceally (Nantong) Logistics Equipment Co.,Ltd.



2007

Aceally (Xiamen) Technology Co.,Ltd.  
Aceally (Nanjing) Logistics Equipment Co.,Ltd.



2012

Aceally (Kunshan) Logistics Equipment Co.,Ltd.




# COMPANY PROFILE

- TOP 5 Manufacturer & Supplier in China
- 10-Year Product Warranty
- Export to More Than 100 Countries

workshop



Testing Process



## INTRODUCTION

Aceally (International) Group is a world's leading manufacturer and provider of high quality industrial and commercial storage solutions, Its sales network has spread all over the world ,including Australia, Middle East, North America, South America,etc.

Established since 1997 by Victor Wong, Aceally has now developed into a big Group owning more than 1,200 staffs and 4 factories located in Nanjing, Nantong, Kunshan and Xiamen, covering a total area of 150,000 m<sup>2</sup> .

Our products range from selective pallet racking and shelving technology to various warehouse equipment accessories. With our professional design team, we have years of experience to provide the best solutions to our customers.

Whatever your requirement is Aceally Group can make a genuine contribution to improving your business by providing a first rate working and storage environment.

## GLOBAL SALES NETWORK



Strong marketing team, formed perfect marketing and service network. Our products have been exported to overseas countries and regions.



---

# CORPORATE CULTURE

---

## CORE VALUE

Sincerity · Happiness · Wisdom · Innovation

Integrity is the Moral foundation of enterprise and employee career development, which is the root of Aceally corporate culture and the basic principles that the enterprise abide by. Happiness is a wonderful life we pursuit in life. Wisdom is the way for us to handle with and solve problems. Wisdom leads us to the highest state of consciousness. Innovation is the soul of development in any stages of enterprise , which is the first productive force with persistence not in temporary.

---

## QUALITY CONCEPT

Delicate in Fabrication / Authentic in Quality

### Our Vision :

Devoting ourselves to be the leader of space maker and warehousing solution integrator, we are adhering to the business philosophy "Persist in Honesty Strive for Perfection" ,Aceally Group is committed to be the type of operation and share holding, marketization , collectivizing and internationalized, which is the leading enterprise group with vast potential for development , profitability and international competitiveness

### Our Mission :

Create a win-win platform, welfare staff, return to shareholders and contribute to society

### Our Spirit :

Persist in Honesty Strive for Perfection "Strive for Perfection" comes from Confucian classic < Great Learning > :What the Great Learning teaches is to illustrate virtue, to renovate the people and to rest in the highest excellence . Aceally Group put "Strive for perfection" as business philosophy, encourage innovation & continuous improvement, strive for achieving the ideal of perfection

### Our Orientation :

In pursuit of customer satisfaction & enterprise expanding & personal growth & reasonable profit

### Codes of Conduct for Aceally :

Honor the commitment	Provide excellent service
Sincere cooperation	Seek win-win cooperation
Stable operation	Improve the enterprise valuation continually
Precise management	Allocate resources scientifically
Cherish employee	Realize their talents
Contribute to society	To be a responsible enterprise citizens
Happy work	Happy life




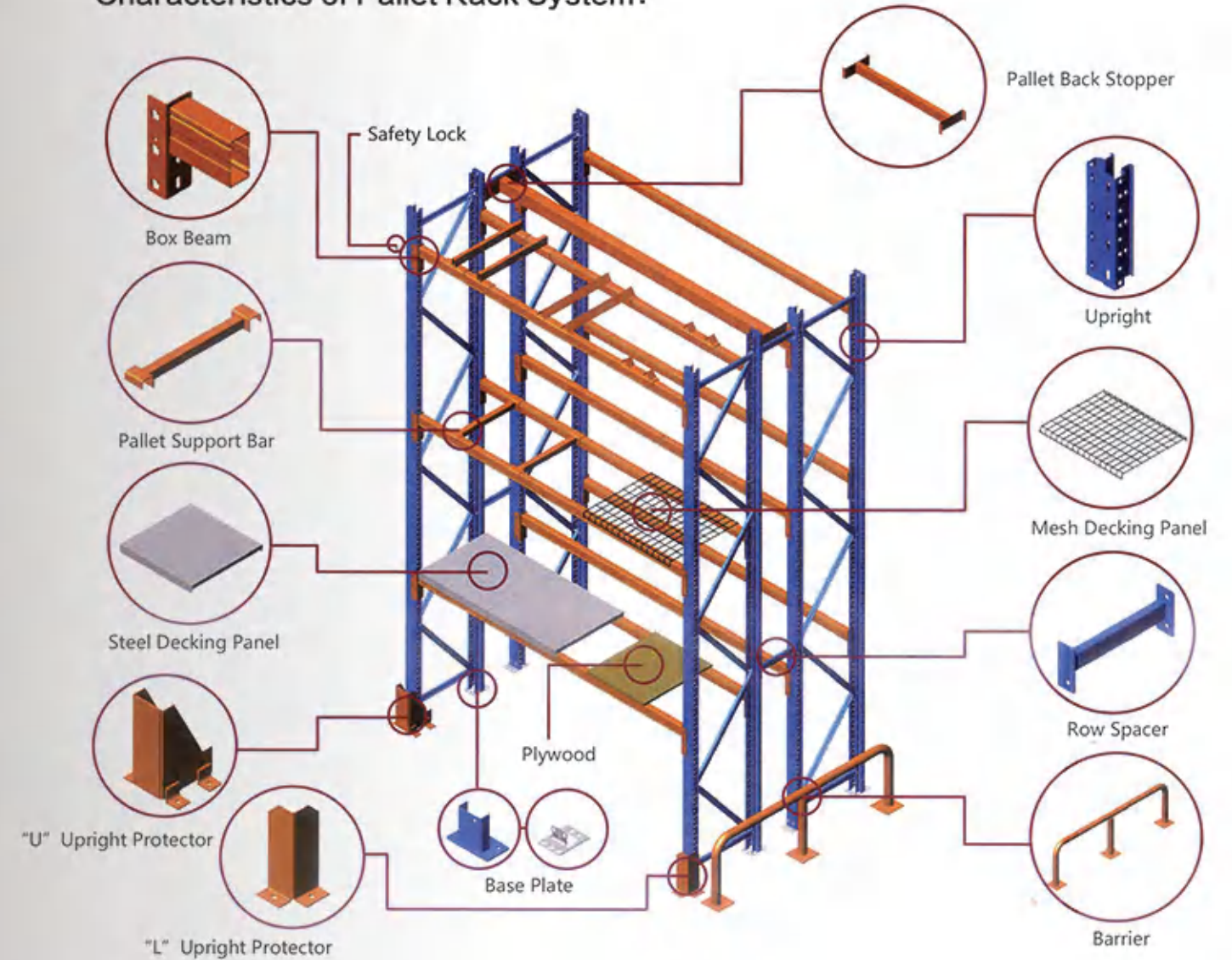
## SELECTIVE PALLET RACKING

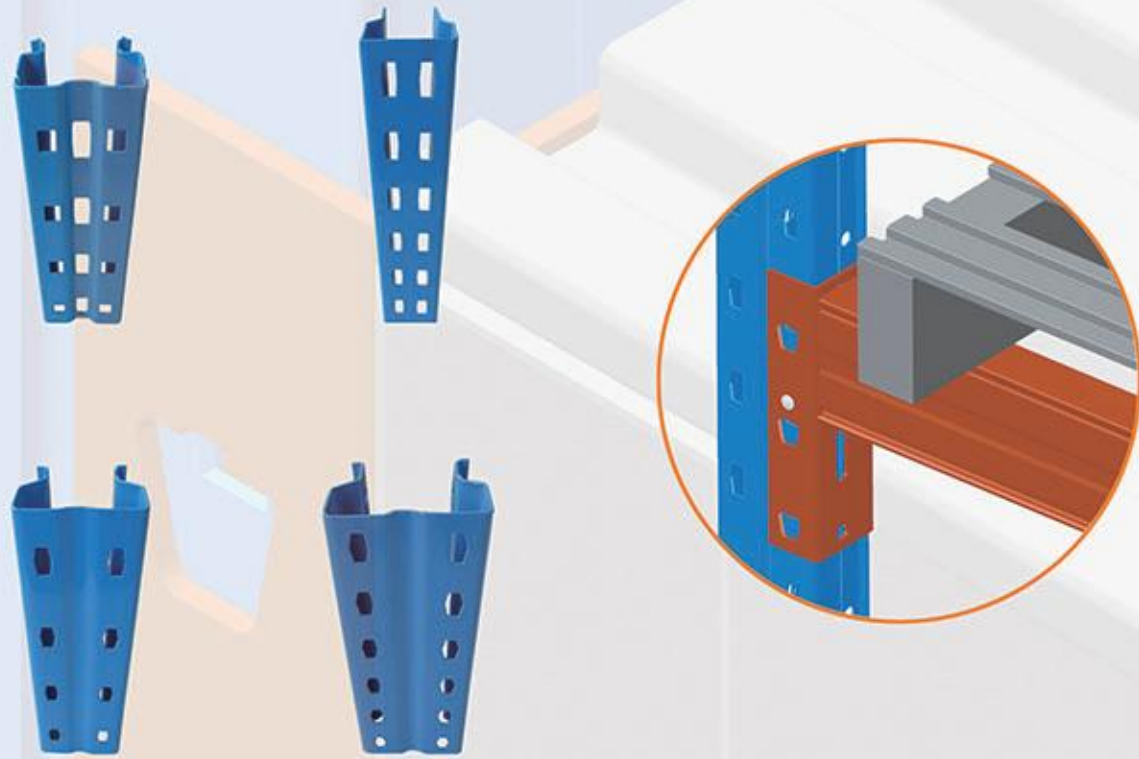
Aceally Dexion Selective Pallet Racking, commonly known as adjustable pallet racking is the most widely used racking system with advantage of stable structure, convenient picking up and economical design for bulk storage. Loading Beams can be adjusted at the pitch of 50mm, 75mm. Selective Pallet Racking can be designed to meet any pallet size or loading capacity for all types of lift trucks. A wide range of accessories are available to accommodate different loading capacity and purpose. It is compatible with most types of handling equipments and building structures. Therefore various storage possibilities could be created.

### Features & Advantages

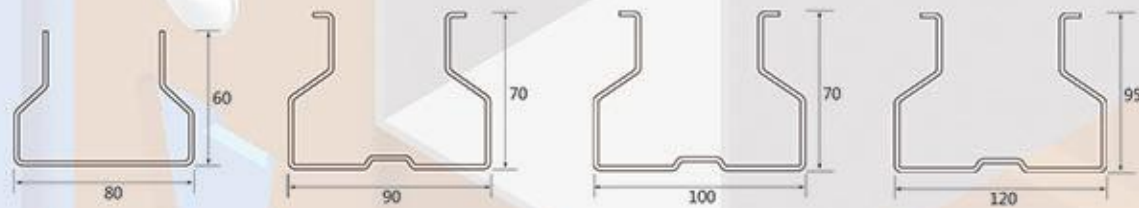
- › Provides high density storage
- › 100% Dexion Selective Pallet Racking System
- › Direct access for all pallets
- › Easy installation and re-configuration
- › Low equipment cost
- › Unique locking system protects against racking damage & disengagement

### Characteristics of Pallet Rack System:





Upright



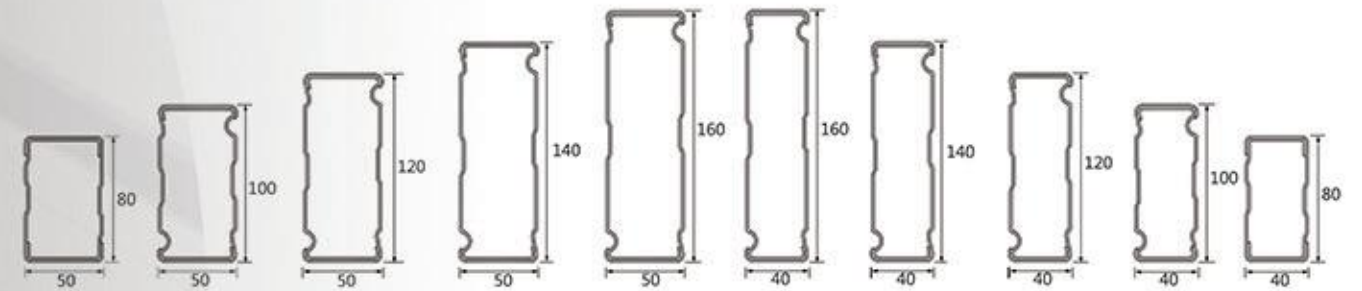
Section: 80\*60/90\*70/100\*70/120\*95

Frame Loading Chart

Frame Size Thickness(mm)	80*60	90*70	100*70	120*95
1.8	8.5T	10T	11.8T	14T
2.0	9.4T	11.8T	13.5T	16T
2.3		13.5T	15T	18T
2.5		14.8T	16.3T	20T
2.75				22T



Beam



Section : 50\*80/50\*100/50\*120/50\*140/50\*160  
40\*80/40\*100/40\*120/40\*140/40\*60

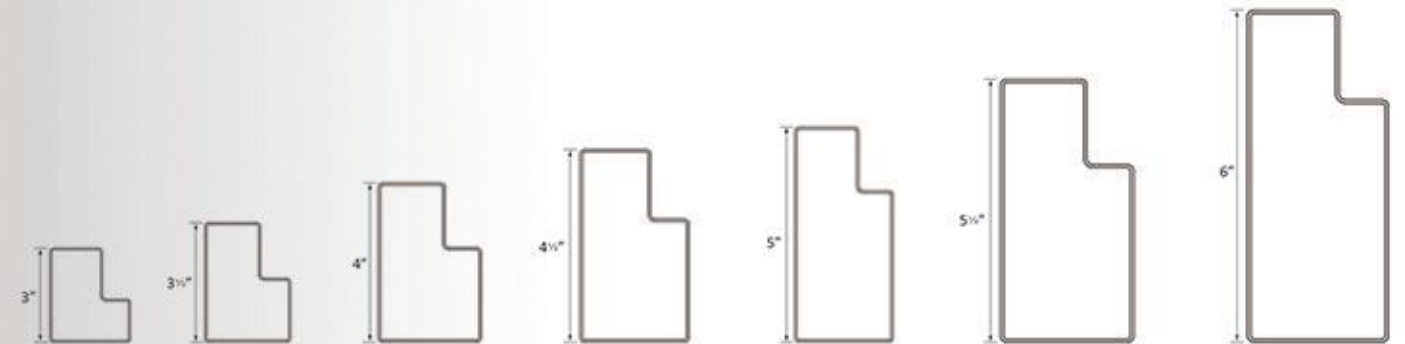
Distributed Loading Chart

Beam Length(mm)	80*50*1.5	100*40*1.5	100*50*1.5	110*50*1.5	120*40*1.5	120*50*1.5	140*40*1.4	140*50*1.5	160*40*1.5	160*50*1.5
1500	4286									
1800	2977									
1900	2672	3809	4535							
2200	1993	2841	3382	4219						
2300	1823	2599	3095	3860	3918					
2400	1674	2387	2842	3545	3598	4284				
2500	1403	2000	2381	2970	3014	3598	4340			
2600	1297	1849	2201	2745	2787	3318	4010	4771		
2700	1203	1715	2041	2546	2584	3077	3145	3716		
3000	974	1389	1655	2065	2093	2492	3010	3585	4105	
3300	708	1010	1202	1500	1522	1812	2189	2610	2985	3555
3600	600	849	1010	1260	1279	1523	1839	2190	2508	2986
3800	540	762	907	1135	1148	1369	1658	1965	2251	2680
4000	485	687	818	1024	1036	1235	1550	1774	2032	2419



Load beams are roll formed at 1-5/8" step height. Capacities are for uniformly distributed load(UDL) plus beams weight.

Item	Beam Length	Specs	Capacity	Color
Load Beams	L=96"	4" x 16 ga. 3 pins	4000 lbs	Orange
	L=96"	4" x 14 ga. 3 pins	5000 lbs	Orange
	L=96"	4 1/2" x 16 ga. 3 pins	5400 lbs	Orange
	L=108"	5" x 16 ga. 3 pins	5000 lbs	Orange
	L=120"	5" x 16 ga. 3 pins	4200 lbs	Orange
	L=144"	6" x 14 ga. 4 pins	6000 lbs	Orange



## TEARDROP PALLET RACKING

Teardrop pallet racking is one of the most popular pallet racking on the market. Its a great solution for increasing storage, improving efficiency or adding on to existing structures.

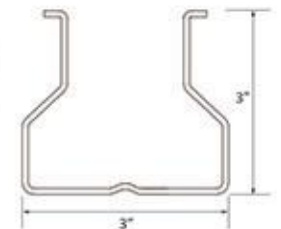
Aceally roll-formed pallet racks have been designed and manufactured based on RMI guidelines. Its adjustable at 2" intervals and compitable to most of the other teardrop rack manufacturers in the racking industry.

### Features & Advantages

- Supply both bolted uprights and welded uprights
- With standard and seizmic base plates Suitable to any product volume, weight or size
- Economical installation
- Immediate access to every pallet load
- Compatible with other teardrop pallet rack



Aceally bolted frame consists of two uprights, horizontal and diagonal bracings, with bolted on or welded foot plates and adjustable at 2" height. Its available in a variety of sizes made it to be more flexible.





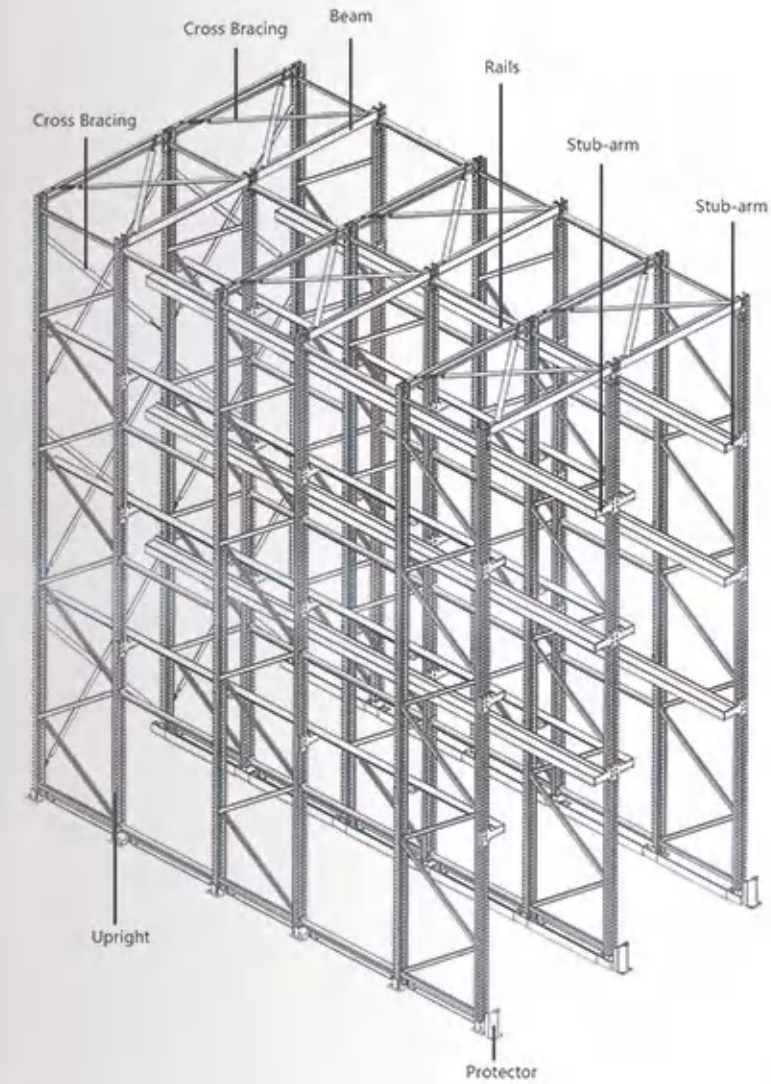
Depth	Height	Specs	Capacity	Color
36"	192"	3"x3"x14 ga.	21780 lbs	Green/Blue
42"	192"	3"x3"x14 ga.	21780 lbs	Green/Blue
42"	240"	3"x3"x13 ga.	27280 lbs	Green/Blue
42"	288"	3"x3"x13 ga.	27280 lbs	Green/Blue
48"	192"	3"x3"x14 ga.	21780 lbs	Green/Blue
48"	240"	3"x3"x13 ga.	27280 lbs	Green/Blue



## DRIVE-IN PALLET RACKING

Usually Drive-in Pallet Racking is used where high-density storage is required. It is frequently used in facilities with a low number of product lines. It works on the FILO (first in last out) rule.

Drive-in racking is designed for high storage density without special pathway. The forklift would drive in the aisles when loading or picking pallets. Drive-in racking has good storage density, suitable for material warehouse or cycle warehouse with high efficiency or timely operation.



### Advantages:

- ▶ High density storage
- ▶ Low stock rotation
- ▶ Ideal for cold, chill storage and bulk storage applications
- ▶ Suitable for easily damaged or fragile loads



## VERY NARROW AISLE PALLET RACKING(VNA)

Advanced VNA pallet racking systems are designed to meet the new generation of warehouses up to 17 meters high, designed around the operating tolerances of Very Narrow Aisle (VNA) equipment with aisles marginally wider than the load. Such structures must have a high level of rigidity and accurate manufacturing tolerance.



### Increased capacity with increased height

Warehouse capacity can be increased by an additional 40% over Selective Pallet racking by increasing operational height and the reduction of operation aisle.

### High-Bay Storage Advantages

- Good stock rotation
- Good order picking: 100% selectivity
- Fast picking rate
- Good product protection
- 50% net pallet area usage of overall warehouse area
- Limited pallet redundancy as system can run at 95%+ capacity
- Uses guide rails or wire guidance for fast movement in aisle

### Most Suitable for:

Designed to meet the new generation of distribution centres up to 17 metres high, requires a super flat floor.



### Features & Advantages:

- › Excellent space utilisation
- › Ideal for bulk storage, order consolidation, and despatch
- › High density, up to five pallets deep
- › First pallet in, last pallet out (FILO)

## PUSH BACK PALLET RACKING

Push back pallet rack provides high-density storage where pallets are stored up to five deep. Using a forklift, pallets are pushed back on inclined rails mounted inside the racking. When a pallet is withdrawn, the one behind automatically slides forward to the front position of the pallet racking.

### First-In Last-Out storage






## RADIO SHUTTLE RACKING

Radio shuttle pallet rack is a racking system with high density storage including racking and electrically powdered pallet runners, which works with forklifts. This shuttle is a self-powered device that runs on rails in the storage lanes for the loading and unloading of pallets. The automated system guarantees the highest possible storage density.



Item	Basics	Notes	
Model	TDR11-B-1210		
Pallet Size	width 1200mm depth 1000mm		
Capacity	Max 1500kg		
Drive	Speed	Empty: 1.0m/s, Load: 0.8m/s	
	Accelerate	≤0.5m/S <sup>2</sup>	
	Motor	Brushed Servo Motor 24VDC 600W	Keya servo
Lift	Lift Height	40mm	Zhongda Motor
	Motor	Brushed Servo Motor 24VDC 400~600W	
Positioning	Running: Laser + Encodes	German made	
	Pallets: Laser	German P+F	
	Lift: Proximity Switches	German P+F/SICK	
Control	S7-200 PLC Programmable Controller	Germany SIEMENS	
Controller	Working Frequency 433MHZ, at least 100m communication distance	Customized imported Tele-radio	
	Two way communication, with LCD screen		
	Working temperature: -30°C~+80°C IP67		
Communication	Ethernet	( Optional )	
Power	Lithium iron phosphate battery	Domestic	
Battery	24V, 60AH, Working hours ≥8h, Charging 3h, Chargeable: 1000 times	Maintenance free	
Speed Control	Servo-controlled, Low-speed constant torque		
RSC Control	Remote controller		
Noise	≤60db		
Finish	Body Black, Lifting, battery box and Control box RAL7035 (light grey)		
Temperature and Humidity	-5 ~ 50°C		
Anti-collision	Polyurethane cushion and set sensors		



**Features & Advantages**

- › Increased storage density compared to selective racking
- › Greater utilisation of available headroom
- › Efficient in operation
- › Relatively low cost racking system
- › Load weights and height limited to forklift capacity



**DOUBLE DEEP PALLET RACKING**

*Better storage density*

Double Deep Pallet Racking is the best compromise between a selective and high-density pallet racking system. By storing pallets two deep, higher storage density can be achieved, while operators are still able to access stock easily and relatively quickly.



**CARTON LIVE STORAGE RACKING**

*Enhances order picking*

Carton live storage racks are used for low volume case picking and for high volume split case picking. Cartons are loaded individually at the back side of the rack system and flow to the front (FIFO-First In First Out). Carton Flow warehouse storage racks can be installed as stand-alone units, or as a component of a larger pallet rack, or pick module application.



**Features & Advantages**


- › Organizes inventory for increased space utilization
- › Can reduce travel time between picks by up to 80%
- › Ensures FIFO storage and inventory rotation,
- › Can be used with Roll-formed or Structural Steel Pallet Rack
- › Tracks can be manufactured in many different width and length sizes to fit any rack layout





## CANTILEVER RACKING

Cantilever system offers maximum support, strength and capacity for storing lumber, pipe and other long, flat items with ease, cantilever arms are easily adjust to accommodate and bundle size. It is a perfect low-cost solution to store long and irregular items. Aceally offers heavy-duty cantilever rack, mid-duty cantilever rack and light duty cantilever rack.



### Features:

- › Fit for keeping and tidy long and narrow goods.
- › Easy installation and complete accessories.
- › Appropriated for working of forklifts.



## PALLET LIVE STORAGE RACKING

Pallet Live Storage provides first-in first-out (FIFO) automatic stock rotation. Pallets can be entered and removed from single dedicated areas. Tracks are set at a fixed gradient allowing pallet loads to roll, by gravity, from the input face to the output face thereby eliminating fork lift truck movements.

### Features & Advantages

- › Ideal for food and perishable items
- › Reduces forklift truck usage
- › Provides first in/first out stock rotation
- › Fast operation
- › Less lighting required
- › Eliminates the need for urgent pick face replenishments





## MEZZANINE FLOOR

Industrial work platforms and mezzanine structures are excellent solutions to fully utilize existing overhead space and improve operational efficiencies. They can be provided with a variety of deckings and floor types, including wood, steel and gratings. They also come with a variety of integrated components and accessories, including stairs, handrails, gates, lifts and so on.

### Features & Advantages

- › Allows you to take full advantage of the air space you already have
- › Total bolted system without any welding
- › Self-supporting structure without any support from building or civil structure
- › Ideal for multi-tier mezzanines
- › Easy assembly & dismantlement



Perforated Steel Planks



Ribbed Steel Planks



Smooth Steel Planks



## STEEL PLATFORM

The steel platform is a cost effective method of doubling your existing floor space. It's characterized by large carrying capacity, flexible design, easy to use and simple installation, and has been widely used in the workshop or warehouse. The top of platform can carry pallet trucks, flooring bearing can up to 1000kg per square meter. For high warehouse, two or more layers can be designed.

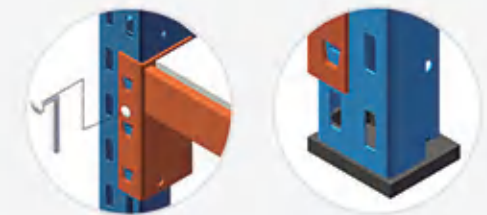
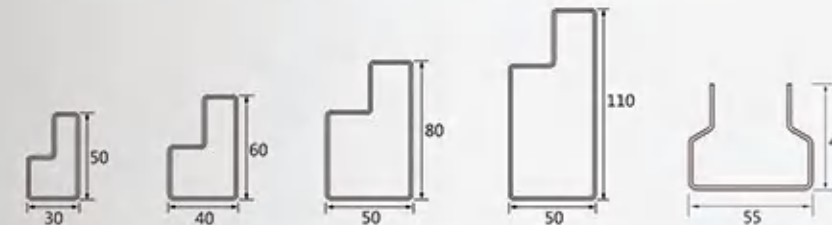
- › Platform can be easily expanded, moved or modified for future requirements
- › Compatible with most types of handling equipment
- › Maximizes space use in any warehouse configuration while retaining optimum product accessibility
- › It can be complemented with a variety of shelving systems





**Features & Advantages**

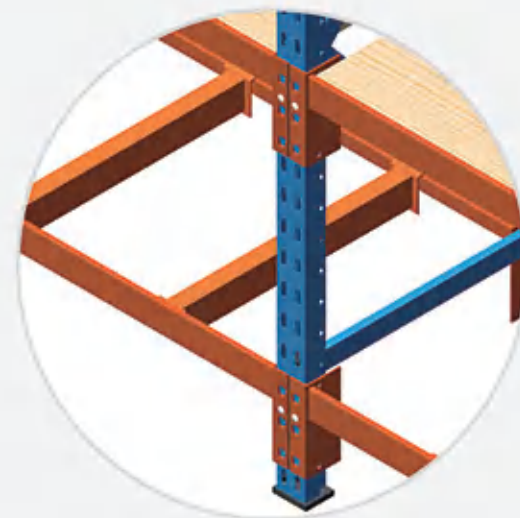
- Fast and easy to assemble, no need special tools.
- Ideal for a wide range of big and bulky items.
- Shelves are easily adjusted to your needs as stock patterns change.
- Incorporates a wide range of beams and frames, making it easy to customize to meet your precise needs.
- Shelving Decking Panel:
  - Steel Decking Panel: provide both Zinc Plated and Powder Coated steel Decking Panel.
  - Chipboard Decking Panel;
  - Wire mesh Decking.
- Finish: Powder Epoxy-Polyester Coating.
- All components comply with Australian and European guidelines for safe storage.

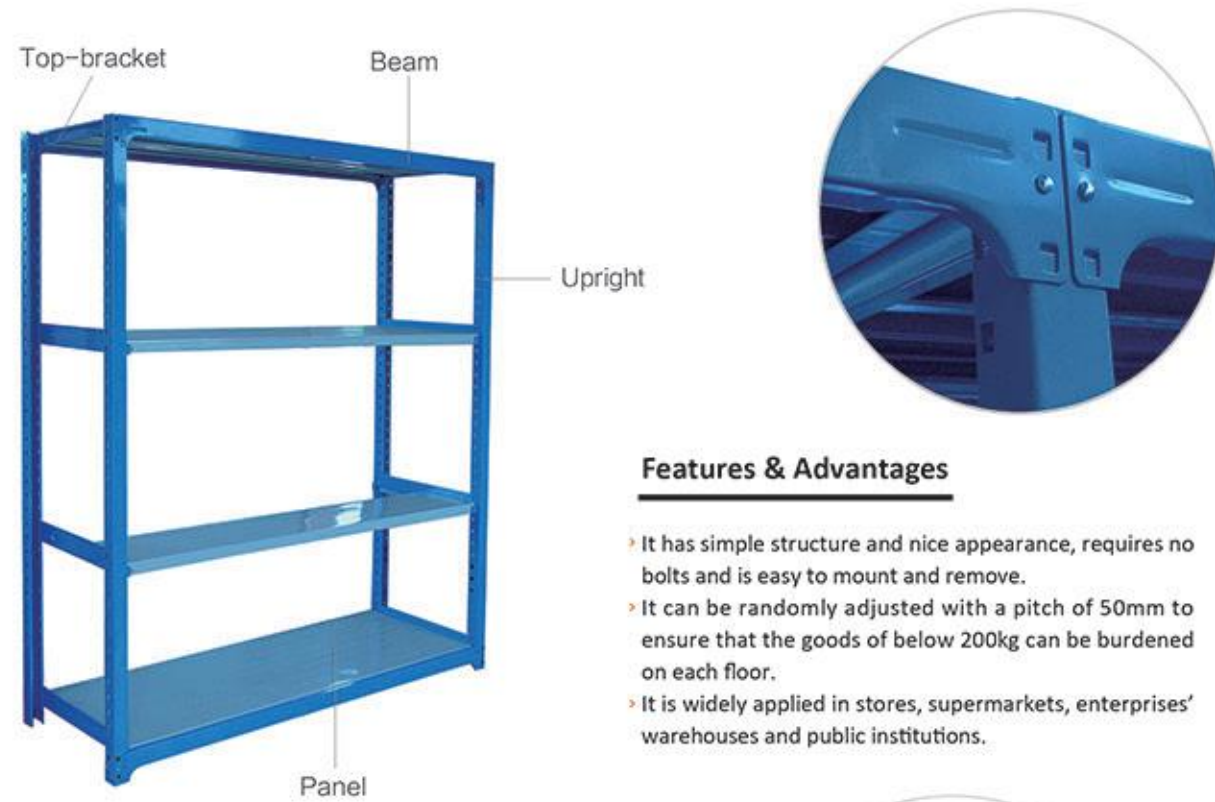


*Medium duty and heavy duty*

**LONG SPAN SHELVING**

Longspan Shelving is the perfect solution no matter what you need to store from small components to heavy cartons.





**Features & Advantages**

- It has simple structure and nice appearance, requires no bolts and is easy to mount and remove.
- It can be randomly adjusted with a pitch of 50mm to ensure that the goods of below 200kg can be burdened on each floor.
- It is widely applied in stores, supermarkets, enterprises' warehouses and public institutions.



**INDUSTRIAL RACK**

Heavy duty storage rack series are ideal for a wide range of manually loaded application.

Note: Capacities are based on evenly distributed loads and must not be overloaded.





## BOLTLESS RIVET SHELVING

*For facilities where items are moved by hand*

Being joined together with rivets, this shelving can be fitted at their length, width and height randomly. This type of shelving has a nice looking, fast and easy to disassemble and assemble without special tools. The height can adjust on 38.1mm centers. The shelf can be equipped with steel shelf, wood shelf or wire mesh deck.



## Boltless Rivet Shelving

Product Name	SPEC	Thickness	Length	Capacity	Picture
Angle Post	37x37mm	1.2~1.9mm	H24"~144"	500~1000kgs	
Heavy Angle Post	47x47mm	1.5~1.9mm	H24"~144"	1000~2500kgs	
Concealed Slot Post	38x38mm	0.9mm	H24"~8"	500~1000kgs	
Double Rivet Beams I	67x21mm 52x18mm	1.0~1.9mm	L12"~96"	50~150kgs	
Double Rivet Beams II	68x25mm	1.0~1.9mm	L12"~96"	100~250kgs	
Double Rivet Z Style Beams	50x15mm	1.5~1.9mm	L12"~96"	100~250kgs	
Double Rivet Channel Beams I	66x20x20mm	1.9mm	L12"~96"	150~300kgs	
Double Rivet Channel Beams II	68x25x25mm	1.9mm	L12"~96"	150~300kgs	
Heavy Double Rivet Channel Beams I	66x20x20mm	3.0mm	L12"~96"	200~400kgs	
Heavy Double Rivet Channel Beams II	68x25x25mm	3.0mm	L12"~96"	200~400kgs	
Single Rivet Beams	25x25mm	1.9mm	L12"~48"	50~100kgs	
Heavy Single Rivet Beams	25x25mm	3.0mm	L12"~48"	100~150kgs	
Double Rivet Low Profile Beams	50.8x1.8mm	3.0mm	L12"~48"	50~100kgs	
Shelf Deck Supports I	60x20mm	1.5~1.9mm	L12"~48"		
Shelf Deck Supports II	63x25mm	1.5~1.9mm	L12"~48"		
Medium Density Fireboard	1220x2440mm	9~18mm	L12"~48"		
Tie Plate		2.0mm	without fumigation		
Plastic Feet					








## ANGLE STEEL SHELVING


*Manual storage for light and medium loads*

Slotted angle shelving is for light goods. A simple and economic solution for a wide range of uses. The shelving units are completely dismantlable which means they can be modified or expanded height and length-wise. The system is ideal for the manual storage of light and even relatively heavy loads.



### Angle Steel Shelving

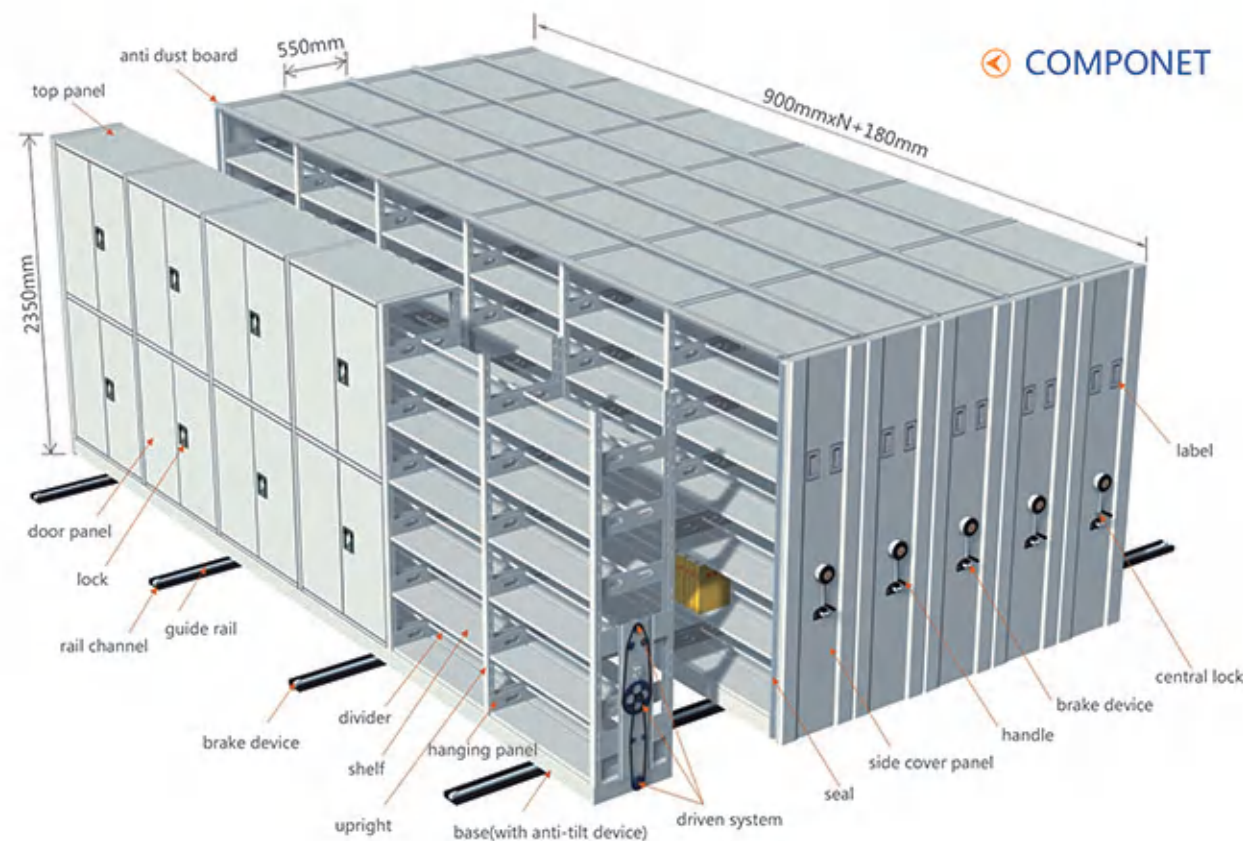
Product Name	SPEC (mm)	Thickness (mm)	Length	Capacity (lbs)	Picture
Angle Post (Equilateral)	35x35 36x36 37x37 38x38 40x40	1.5~2.0	H24"~144"	1000~3000	
Angle Post (Inequilateral)	60x40 57x37	1.5~2.0	H60"~192"	1500~3500	
Shelves (Without Supporter)	900x300/400/ 450/600	0.7~1.0		100~200	
Shelves (With Supporter)	900x300/400/ 450/600	0.7~1.0		150~350	
Corner Plate	70x70	0.7			
Bolts & Nuts	M8x16				
Base Plate					



## SUPERMARKET SHELVING

Item	Specification (LxWxH)		Detailed material				Level capacity
			Upright	Plain back	Perforated back	Shelf	
Single side	900x450x1500	2100mm	40x60x1.5 (2.0/2.5mm) 40x80 30x80	0.6/0.7mm	0.8/1.0/1.2mm	0.7/0.8mm	80-120kg
	1200x900x1500	2100mm		0.6/0.7mm	0.8/1.0/1.2mm	0.7/0.8mm	
Double side	900x450x1500	2100mm		0.6/0.7mm	0.8/1.0/1.2mm	0.7/0.8mm	
	1200x900x1500	2100mm		0.6/0.7mm	0.8/1.0/1.2mm	0.7/0.8mm	
End unit	900x450x1500	2100mm		0.6/0.7mm	0.8/1.0/1.2mm	0.7/0.8mm	
	1200x900x1500	2100mm		0.6/0.7mm	0.8/1.0/1.2mm	0.7/0.8mm	





COMPONET

## MOBILE SHELVING

Mobile Shelving offers maximum filing and storage capacity in the available space without compromising access. Precision built to a high standard of quality, the units provide optimum filing capacity for the modern office or the heavy demands of storerooms. It consists of a secured enclosed shelving unit on a track at one end and a series of enclosed lockable shelving units that slide to allow access to contents within them and save aisle space.

Mobile shelving consists of base, frame, driven system, safety device. Frame includes upright, shelf, panel, hanging panel, roof panel, etc. It is dismountable, spare parts could be final assembled in site. The parts are Bolted & rivet joint, combine easy installation and stable frame.

Accelly Compactus provides high capacity in-office storage together with speed of access. Create additional workspace with this economical solution providing high volume storage of items that need to be closed at hand.

Unlike older style Base Mounted Systems, Compactus is far more flexible. Not restricted by track length you can tailor a system to suit your available space. Simply cut tracks to required length.



### Design of track

section drawing of side panel cover model

section drawing of embedded track

section drawing of enhanced support

### Components of mobile shelving

optional handle


advanced components

driven system

precision base


### Technical data

name	material	material model	material origin
base	δ 3.0mm	SPHC hot roll sheet	Bao steel
rail	20x20 mm solid square	No.45 square steel	Shanghai No.5 steel group
upright post	δ 1.5mm	SPHC cold roll sheet	Bao steel
hanging panel	δ 1.0mm	SPHC cold roll sheet	Bao steel
door panel	δ 1.0mm	SPHC cold roll sheet	Bao steel
side cover panel	δ 1.0mm	SPHC cold roll sheet	Bao steel
shelf	δ 1.0mm	SPHC cold roll sheet	Bao steel
top panel	δ 1.0mm	SPHC cold roll sheet	Bao steel
bearing	double row adjustable ball bearing	P1204	Harbin bushing group
driven axle	Φ20x2.5mm	No.45 round steel	Shanghai No.5 steel group
connect pipe	Φ20mm	seamless steel pipe	Ningbo steel pipe factory
gear	GB1244-85	ZG45	Ningbo casting factory
wheel	GB9439	HT20-40	Ningbo casting factory
chain	specialized for motorbike	GB1135-89	Zhejiang jiangnan chain co.,ltd
seal			Haier Group
fastener	G235-A standard parts		Ningbo donggang fastener co.,ltd
surface treatment			Shanghai xianghe phosphating co.,ltd
powder coat	epoxide resin	FRE-9100E	Akzo Nobel


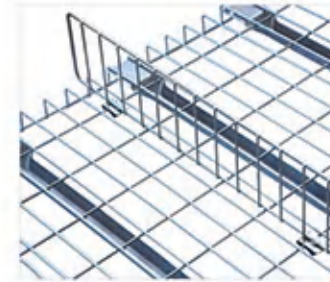


## WIRE MESH DECKING




Wire mesh decking is a main product in our product line. It is widely used in warehouse, as an accompany of rack. It is commonly used as a safety measure on selective pallet rack to prevent pallets or the products stored on them from falling through the rack structure. Wire mesh decking comes in various thicknesses and mesh dimensions. Most wire mesh decking has U-shaped channel or flared supports to support the load. With this waterfall decking, the wire mesh extends across the top and down the front of the beam to provide more support, and is more desirable in the marketplace.



Divider




Types of Channels



Wire mesh decking styles



Flared Channel



Inverted Flared



U Channel



Inverted Channel



Upturned Waterfall Style

Our wire mesh decking is widely exported to US, UK, France & Australia etc. Please see below stock size. Customized size is available.

Stock size popular in US market

Model	Size (D x L)	Weight (lbs)	Mesh	Gauge / mm	Channels(pcs)	Capacity(lbs)
Flared or step style	24" x 46"	12.4	2.5" x 4.5"	4 / 5.3	3	3000
	30" x 46"	15.6	2.5" x 4.5"	4 / 5.3	3	3000
	36" x 46"	18.4	2.5" x 4.5"	4 / 5.3	3	2700
	36" x 52"	19.6	2.5" x 4.5"	4 / 5.3	3	2500
	36" x 58"	21.8	2.5" x 4.5"	4 / 5.3	3	2750
	42" x 46"	21.5	2.5" x 4.5"	4 / 5.3	3	2800
	42" x 52"	23	2.5" x 4.5"	4 / 5.3	3	2500
	42" x 58"	27.5	2.5" x 4.5"	4 / 5.3	4	2800
	44" x 46"	23	2.5" x 4.5"	4 / 5.3	3	2500
	44" x 52"	27	2.5" x 4.5"	4 / 5.3	4	2600
	48" x 46"	25	2.5" x 4.5"	4 / 5.3	3	2500
	48" x 52"	31	2.5" x 4.5"	4 / 5.3	4	2500
	48" x 58"	33	2.5" x 4.5"	4 / 5.3	4	2500
	60" x 46"	38	2.5" x 4.5"	4 / 5.3	4	2500

Stock size popular in Australia market

Model	Length(mm)	Depth(mm)	Wire(mm)	Mesh(mm)	Supports(pcs)	Capacity(kgs)
Flared wire deck	1250, 1350	840, 900, 1070	4.0, 5.0	25x100	2, 3, 4	500, 1000 1500
		1170, 1220	5.3, 5.5	50x100		

Stock size popular in UK market

Model	Length(mm)	Depth(mm)	Wire(mm)	Mesh(mm)	Supports(pcs)	Capacity(kgs)
Flared wire deck	1118, 1320	910, 1110	5.0	50x100	2, 3, 4	1000, 1500

Stock size popular in France market

Model	Length(mm)	Depth(mm)	Wire(mm)	Mesh(mm)	Supports(pcs)	Capacity(kgs)
Flared wire deck Step wire deck	1000, 1050, 1100	880	5.0	50x100	3, 4	1000



Reinforced slices in both sides and also the flexible connection strap is convenient for rapid folding and unfolding.



Multi-angles square-stack legs provide strong support ability of more pieces in one stack.



Reinforced U type channel prevents the structure from transforming while loading, and keep the goods more safer.



The flexible Safety Locking Bolts guarantee the safe and reliable loading for mesh container to prevent goods from horizontally throwing out.

## WIRE CONTAINER

Aceally can supply standard storage cages, also Europe storage cages and United States storage cages. We have variety of models and sizes available for customers to choose, OEM & ODM acceptable.



■ Non-standard Storage Cage



■ European Storage Cage

L(mm)	W(mm)	H(mm)	Capacity(kg)	Volume (m <sup>3</sup> )	Wire dia (mm)	Leg height (mm)	Mesh grid (mm)
800	600	650	700	0.22	6	100	50*50
800	600	650	500	0.22	6	100	50*100
1000	800	850	1200	0.51	6	100	50*50
1000	800	850	800	0.51	6	100	50*100
1200	1000	900	1500	0.84	6	100	50*50
1200	1000	900	800	0.84	6	100	50*100
800	600	650	800	0.22	6.4	100	50*50
800	600	650	600	0.22	6.4	100	50*100
1000	800	850	1500	0.51	6.4	100	50*50
1000	800	850	1000	0.51	6.4	100	50*100
1200	1000	900	2000	0.84	6.4	100	50*50
1200	1000	900	1000	0.84	6.4	100	50*100



## TRANSPORTATION CART

Carts are important in the greenhouse industry for moving plants. They are available to meet almost any grower needs: transport, shipping, display and customer service. We have many kinds of carts, such as CC container (danish trolley), heavy duty cart. For sizes of heavy duty carts, we have :

22"W x 53"L   22"W x 59"L   22"W x 63.5"L   24"W x 67"L  
 26"W x 68"L   28"W x 65"L   31"W x 44"L   44"W x 46"L

Besides we also have hot dip galvanized zinc, electro galvanized zinc, powder coating for carts.



## MODULAR WIRE SHELVING

Wire Shelving units are use in dry storage and heated environments. With Regency metal wire shelving, you can combine multiple shelves, posts, and accessories to create the perfect shelving unit for your stockroom, warehouse or kitchen. Hold ingredients, food preptools and small appliances all on the same unit to save valuable space in your storage area.

Width	Length	Height	Layers	Finished
18"	36"	72"	5	Chrome
18"	36"	84"	6	Chrome
18"	48"	76"	6	Chrome
24"	36"	72"	5	Chrome
24"	36"	84"	6	Chrome



## FORKLIFT

### Optional Attachments

- ☑ Bale Clamp
- ☑ Fork Positioner
- ☑ Widen Fork Carriage
- ☑ Lengthen Fork
- ☑ Single Double Pallet Handlers
- ☑ Sideshifter
- ☑ Rotator
- ☑ Hinged Bucket
- ☑ Paper Roll Clamp
- ☑ Fork Clamp
- ☑ Multi-Purpose Clamp
- ☑ Tobacco Carton Clamp
- ☑ Carpet Boom
- ☑ Hinged Forks



## REACH TRUCK

- ☑ High Performance Battery
- ☑ AC/DC Motor System
- ☑ Inclined Forks
- ☑ High-Capacity
- ☑ Easy Maintenance
- ☑ Durable and Reliable Design



## PALLET TRUCK

Pallet Trucks efficiently move Materials with little effort. They are customisable, making them suitable for a broad range of material handling applications, including horizontal transport, order picking, loading / unloading and stacking. Each model has an ergonomically designed handle and constructed from durable solid steel lifting rods for extra strength.



☞ Load Rate:2000~5000kg



☞ Load Rate:2000kg



☞ Load Rate:2000~2500kg

## PLATFORM TROLLEY/TRUCK

Unit pump, Single/Double Scissor Lift Tables.

Load Rate: 350~1000kgs  
Lift Height: 900~1500mm



## SELF-PROPELLED ELECTRIC SCISSORS LIFT

The equipment is mainly used to lift workers to higher places for maintenance, cleaning or installation. Installed with emergency stop switch to protect personal safety. It's an ideal equipment of safe operation. It is characterized by great loading capacity. Steady ascending and descending, mobile convenient, easy to work.



by great loading capacity. and descending, mobile

Load Rate: 300~500kgs  
Lift Height: 6000~11000mm




## PALLET STACKER

Pallet Stackers are suitable for plant operation movements and stacking of material where the distance of transportation is short. Easy handling and maintenance are the most attractive features for this product. It can be moved anywhere without any trailing wires.

Load Rate: 1000~2000kgs  
Lift Height: 1600~5000mm





## MOBILE DOCK RAMP

Mobile dock ramp is generally used together with the forklift to loading and unloading cargo from the truck. The ramp is like a moveable bridge allow forklift to drive into truck compartment from any solid ground, it can be operated by single person easily, so it is efficient to save much labor cost. It's height is adjustable according to truck compartment, altitude range from 1000mm to 1800mm. Mobile dock ramp is widely used by factories, warehouse, docks, logistics base, stations and so on.



## DOCK LEVELER

We supply mechanical dock leveler, air-powered dock leveler, hydraulic dock leveler and edge dock leveler. Each dock leveler combines the highest quality design, materials and manufacturing to meet customer requirements and dock safety regulations.



Hydraulic Dock Leveler



Air-Powered Dock Leveler



Mechanical dock leveler



Edge Dock Leveler



## STEEL LOCKERS

Steel lockers are specially designed storage units that are sturdy in construction and used for storage purpose at various places including schools, offices, banks, hospitals, and other various places. They're durable, efficient, and economical. The lockers are provided with pad locks and individual locks.



## Flexible combination.

Suitable for all kinds of station

## TOOL CABINET

Solid structural design and special finish can meet the factory complex work environment. With the guide rail of excellent bearing to make sure it can be used easily and safety when there's heavy load capacity. Free adjustment of the clapboard drawer, you can compart storage space. Advanced security clip of drawer design to ensure it do not slide out accidentally when close drawers.





## WORKBENCH

Whether for universal use or for specifically defined processes, thanks to the modular design of the system, every workbench can adapt to your individual requirements. Versatile system components allow the classic workbench to be expanded to create a complete system workstation.



**Rubber top (N)**  
High pressure molding fibre board. Sticky with green soft rubber. The four sides are with the PVC to protect desk.  
Desk thickness: 50t ± 2mm



**Laminate (F)**  
High pressure plywood. Sticky with solid resin high pressure board. The two sides are with the PVC to protect desk.  
Desk thickness: 50t ± 2mm



**Stainless steel (N)**  
High pressure combination board, with 1.2mm stainless steel on the surface, nice and beautiful.  
Desk thickness: 50t ± 2mm



**Beechwood (W)**  
The combination of high pressure-beech and water-proof glue.  
Desk thickness: 50t ± 2mm





Steel pallet box size table

length	width	height	legs height	capacity
1000mm	800 mm	700-1000 mm	100mm	500-1500kg
1000mm	1000mm	700-1000 mm	100mm	500-1500kg
1200mm	800 mm	700-1000 mm	100mm	500-1500kg
1200mm	1000mm	700-1000 mm	100mm	500-1500kg

The height is the total height. The net distance between the bottom of work bin and ground is 100cm. The actual work bin effective height is H-150mm. Bottom and surrounding panels are made of 1.2mm thick corrugated plate column. And the bottom frame adopts 4# angle iron and tubes of which total thickness is 50mm.

Beam Hooks (Dexion & Teardrop)



Level Decking



Protecting



Assembly Accessories



# Company Style



Victor and Ghazi Abu Nahl  
( President,World Trade Centers Association(WTCA))



The Representative of the 16th People's Congress



Staff Pictures



Staff Pictures



Victor and Jack Ma ( CEO of Alibaba Group )



Victor and Yin Shun  
(Vice-chairman of Buddhist Association of China)



Customer Visit



Customers Visit



British Partner



Staff Pictures





Exhibition



Exhibition

# Factory Visiting




# Quality Manufacturing



# World Exhibitions

## World Exhibitions



WELCOME TO  
JOIN US FROM ALL OVER THE WORLD!

